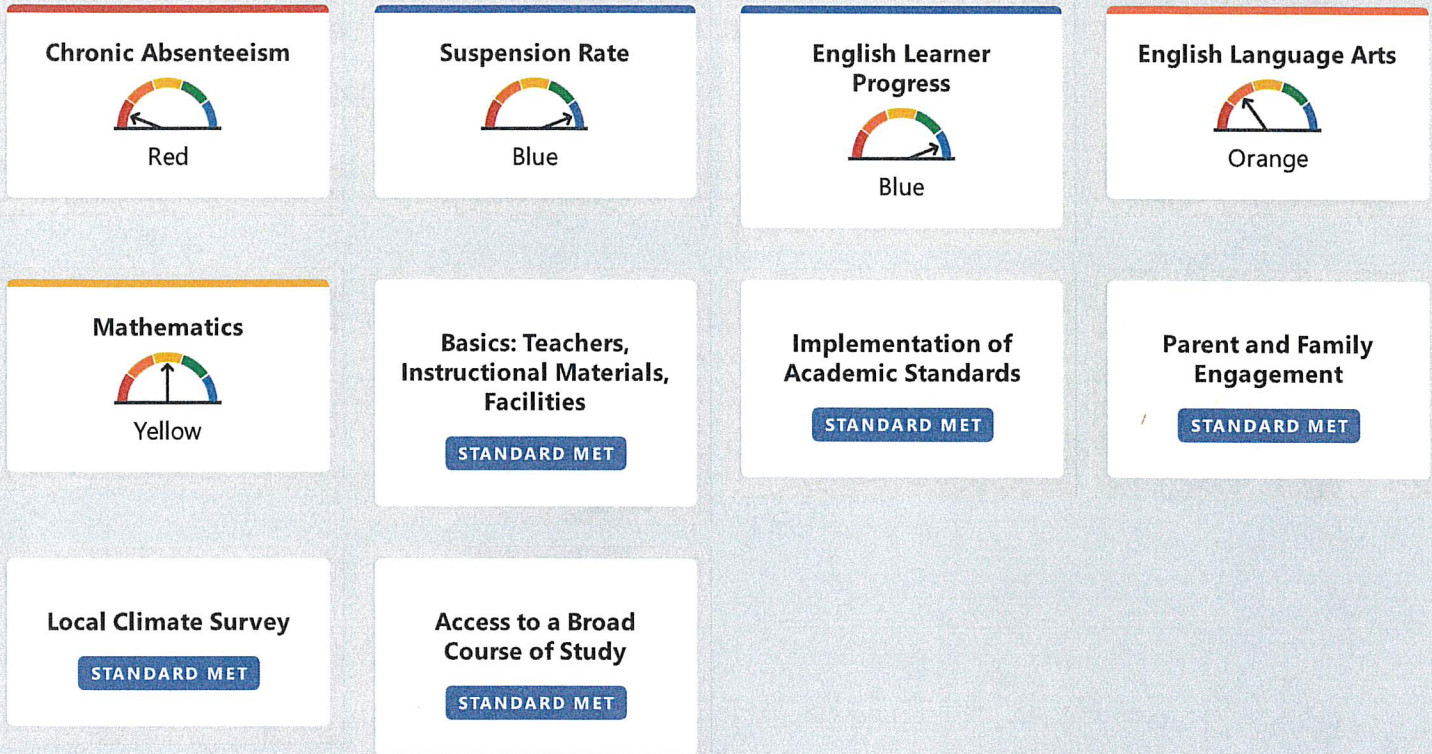


Puente Charter

Explore the performance of Puente Charter under California's Accountability System.



School Details

NAME Puente Charter	ADDRESS 501 South Boyle Avenue Los Angeles, CA 90033-3816	WEBSITE http://puente.org	GRADES SERVED K-5
CHARTER Yes	DASHBOARD ALTERNATIVE SCHOOLS STATUS No		

Enrollment

297

Socioeconomically Disadvantaged

81.8%

English Learners

29.3%

Foster Youth

1%

PUENTE CHARTER

Academic Performance

View Student Assessment Results and other aspects of school performance.

LEARN MORE

English Language Arts



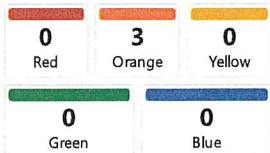
Orange

9.5 points below standard

Declined 10.6 Points ▼

EQUITY REPORT

Number of Student Groups in Each Level



LEARN MORE

Mathematics



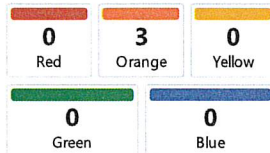
Yellow

24.3 points below standard

Declined 21.9 Points ▼

EQUITY REPORT

Number of Student Groups in Each Level



LEARN MORE

English Learner Progress



Blue

75.6% making progress

Maintained 0.1%

Local Indicators

LEARN MORE

Implementation of Academic Standards

STANDARD MET

[LEARN MORE](#)

Chronic Absenteeism



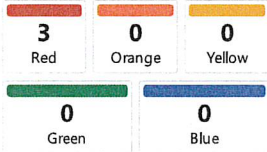
Red

34.1% chronically absent

Increased 12.9% ▲

EQUITY REPORT

Number of Student Groups in Each Level



Local Indicators

[LEARN MORE](#)

Access to a Broad Course of Study

STANDARD MET

PUENTE CHARTER

Conditions & Climate

View data related to how well schools are providing a healthy, safe and welcoming environment.

[LEARN MORE](#)

Suspension Rate



Blue

0% suspended at least one day

Maintained 0%

Green

Blue

Local Indicators

LEARN MORE

**Basics: Teachers,
Instructional Materials,
Facilities**

STANDARD MET

LEARN MORE

**Parent and Family
Engagement**

STANDARD MET

LEARN MORE

Local Climate Survey

STANDARD MET

English Language Arts/Literacy and Mathematics

Smarter Balanced Summative Assessments

Test Results at a Glance

School: Puente Charter

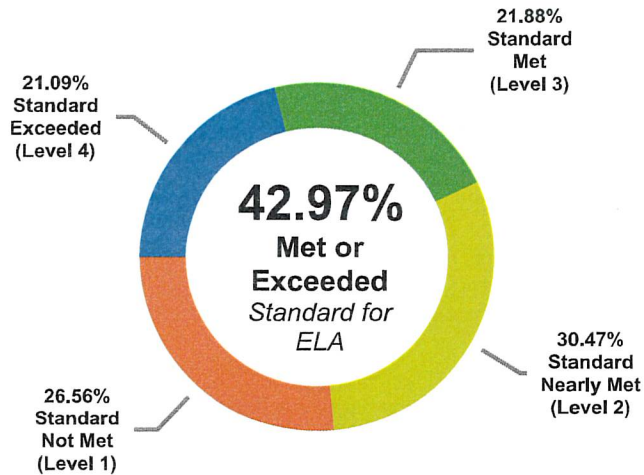
CDS Code: 19-64733-6120471 | County: Los Angeles | District: Puente Charter

Report Options

Year: Grade: Student Group: School Type:
Selections Applied

ELA

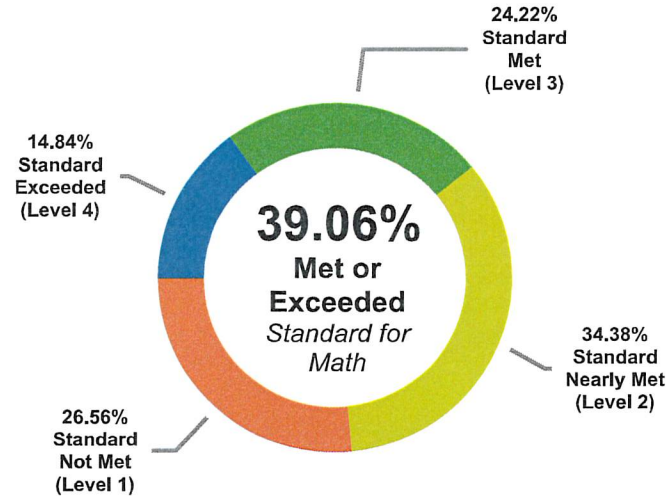
Percent of students within each achievement level



[VIEW ELA DETAILED TEST RESULTS](#)

Mathematics

Percent of students within each achievement level



[VIEW MATH DETAILED TEST RESULTS](#)

[ADD TO COMPARE](#) →

Add this entity to comparison and find other entities to compare it to.

[SCHOOL-DISTRICT-STATE COMPARISON](#) →

Search for a school to compare its results to the district and state.

[CHANGE OVER TIME](#) →

View how a group/cohort of students has progressed.

[PERFORMANCE TREND REPORTS](#) →

View the performance of two different student groups within a single grade over time.

[RESEARCH FILES](#) →

Get files for complex analyses and customized reporting.



Home About **Assessments** Additional Resources News Releases Contact

Summative ELPAC

[View Test Results](#) Search / Compare Results Understanding Results Grade Reports Research Files

Test Results at a Glance

Type a School, District, County, ZIP, CDS Code

School: Puente Charter

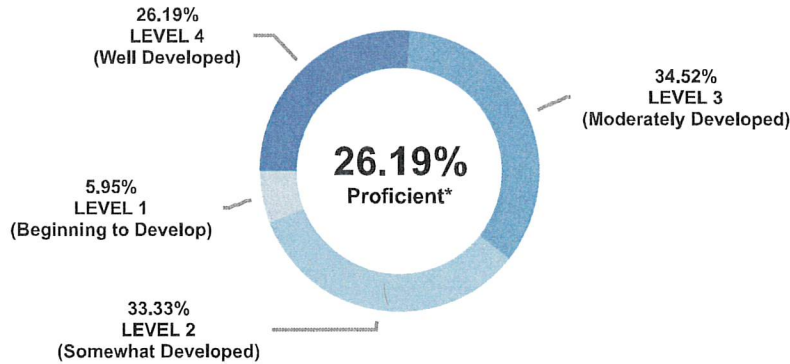
CDS Code: 19-64733-6120471 | County: Los Angeles | District: Puente Charter

Report Options

Year:
 Grade:
 Student Group:
 School Type:

English Language Proficiency for Summative ELPAC

Percent of students within each performance level



*The State Board of Education approved the use of the ELPAC Overall Performance Well Developed as one of the proficiency criteria for reclassification.

[VIEW DETAILED TEST RESULTS](#)

ADD TO COMPARE
Add this test result to comparison other results to compare it to.

SCHOOL-DISTRICT-STATE COMPARISON
Search for a school to compare it the district and state.

CHANGE OVER TIME
View how a group/cohort of students progressed.

GRADE REPORTS
Search reports by grade.

RESEARCH FILES
Get files for complex analyses and customized reporting.