


Hope is the thing with feathers that perches in the soul and sings a tune without words and never



Family Newsletter No. 30 • April 2 – 5, 2019

Let's Learn About Birds!

There are about 9,000 different kinds of birds. Birds are warm-blooded animals that have wings, feathers, lay eggs, have no teeth, and have a skeleton.

Many of its bones are hollow. Most birds, with the exception of a few, have the ability to fly.

Birds have a very strong heart and an

efficient way of breathing, which helps them fly. They use lots of energy while flying and need to constantly eat to power their flight.

Bird Week
Semana de las Aves

*Become
like a bird,
expand
your wings,
learn new
things and
fly as high
as you can!*



¡Aprendemos Sobre los Aves!

Hay cerca de 9,000 diversas clases de aves. Las aves son los animales que tienen sangre caliente, alas, plumas, ponen huevos, no tienen dientes y

tienen un sistema seo. La mayoría de sus huesos son huecos. La mayoría de las aves pueden volar. Las aves tienen un corazón muy fuerte y una manera

eficiente de respirar la cual les ayuda a volar. Las aves utilizan mucha energía mientras vuelan y necesitan comer muy seguido para mantener su vuelo.

The early bird catches the worm

Please arrive to class on time!

¡Por favor llegar a clase a tiempo!





Congratulations New Students of the Week!

Circle Group:

Square Group:

Important Dates:

April 2 – Summer School Registration Continues!

April 12 - Easter Egg Hunt at PUENTE

April 15 - 19 – Spring Break NO SCHOOL

April 22 - Earth Day Activities

April 23 – Family Night 6:15 -7:00 p.m.
Kaiser Permanente Educational Theater Jay and E and the Zig Zag Sea!

April 26 – Arbor Day Activities

May 6 – 10 - Teacher Appreciation Week!

May 17 – Pupil Free Day NO SCHOOL

May 21 - 6:00 – 7:00 pm
2019 - 2020 Orientations with the Teachers

May 27 - Memorial Day NO SCHOOL

June 11 - End of Year Ceremony “Champions of Change”
Summer School




Easter Egg Hunt is Next Week! Plastic Eggs Needed!

The annual PUENTE Easter Egg Hunt will take place on **Thursday, April 12** in the children’s garden and play area.

Families, we will need two dozen plastic Easter eggs for the egg hunt to be turned in beginning April 1! The plastic eggs may be filled with sealed candy, stickers, or erasers. Please secure with scotch tape around the diameter of the plastic egg. Also, write “KINDER” on your package.

¡Les pedimos a todas las familias que traigan 2 docenas de huevos de plástico para este evento empezando el 1 de abril! Los pueden rellenar con dulces envueltos, calcomanías o borradores. Por favor utilicen cinta adhesiva para asegurar el diámetro de los huevos. Por favor escriba “KINDER” en su paquete.



"Jay and E and the Zig Zag Sea" - Children's Theater Coming April 23

Don't miss out! Our next Family Night is scheduled for April 23 at 6:15 p.m. and will be presented by Kaiser Permanente's Educational Children's Theatre Program.

"J and E and the Zig Zag Sea" offers engaging live performances and puppet theater that are age appropriate for youngsters and families to help promote self-esteem and a love of reading!

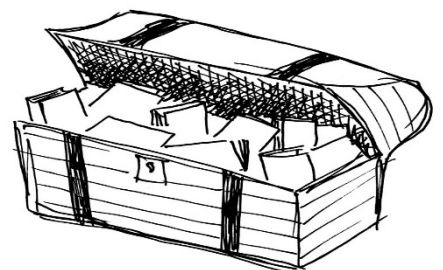

- Please turn off cell phones and refrain from talking during the performances.
- Please do not block the aisles.
- An adult should escort young children who become restless or begin to cry to the lobby area during the performance and return to the Multi-Purpose Room when they are ready.

Jay and E and the Zig Zag Sea - 23 de abril

*¡No se lo pierde! Nuestra próxima Junta Familiar será **martes, el 23 de abril** y será presentado por el **Programa de Teatro Educativo de Kaiser Permanente.***


El show "Jay and E and the Zigzag Sea" es parte de los esfuerzos de Kaiser Permanente para promover la autoestima y una alegría de lectura. El rendimiento ofrece presentaciones en vivo que son para la edad apropiada para jóvenes y familias.

- **Apaguen sus celulares y eviten hablar durante la presentación**
- **Por favor no obstruyan los pasillos**
- **En caso que algún niño comience a llorar, un adulto lo llevará al vestíbulo y podrán regresar en cuanto se sienta mejor**



Weekly Lesson Plan

Theme of the Week “ B i r d s ”



Tuesday: **Attendance/Sharing Time**
04-02 **Circle Learning Time** (shared reading time, alphabet review, phonics, calendar, and exercise)
Computer Lab Activities/Writing to Read
Shared Reading
Manuscript Writing Practice: Sentences
Discuss Bird Habitats, Diet, and Physical Traits
Phonics: Phonograms; Beginning and Ending Sounds (all week)
Weekly Math Group Focus: Geometry, Fractions, and Measurement
Recess/Snack
Evaluation of Day: What did you learn today?

Wednesday: **Attendance/Sharing Time**
04-03 **Circle Learning Time** (shared reading time, alphabet review, phonics, calendar, rhyming words, singing, poetry, and exercise)
Computer Lab Activities/Writing to Read
Reading Concepts Review
Manuscript Writing Practice: Sentences; Writing Workshop
Continue Discussing Monetary Values
Recess/Snack
Evaluation of Day: What did you learn today?


Thursday: **Attendance/Sharing Time**
04-04 **Circle Learning Time** (shared reading time, alphabet review, phonics, calendar, dramatics, rhyming words, singing, and exercise)
Reading Concepts Review
Weekly Math Group Focus: Geometry, Fractions, and Measurement
Recess/Snack
Evaluation of Day: What did you learn today?

Friday: **Attendance/Sharing Time**
04-05 **Circle Learning Time** (shared reading time, alphabet review, phonics, calendar, rhymes, singing, and exercise)
Computer Lab Activities/Writing to Read
Reading Concepts Review
Phonics: Phonograms; Beginning and Ending Sounds
Manuscript Writing Practice: Sentences; Writing Workshop
Evaluation of Day: What did you learn today?



Plan de Trabajo Semanal

Tema de Semanal " A v e s "



Martes:
04-02

Asistencia/ Tiempo de Compartir
Tiempo De Aprender (compartir, repasar el alfabeto, sonidos fonéticos, calendario, rimas, canto, y ejercicio)
Computadoras/ "Writing to Read"
Lectura
Matemáticas: Medidas y Geometría
Práctica de Escritura: Escribe Oraciones
Comienzo y Final de Los Sonidos
Aprendemos Sobre los Pájaros hábitat y dieta
Recreo
Evaluación del Día: ¿Qué aprendiste hoy?

Miércoles:
04-03


Asistencia/ Tiempo de Compartir
Tiempo De Aprender (compartir, repasar el alfabeto, calendario, rimas, conceptos de matemáticas, canto, y ejercicio)
Computadoras/ "Writing to Read"
Guía del Grupo de Lectura
Práctica de la Escritura y Manuscrito: Escribe Oraciones
Continúa Trabajando con las Monedas
Recreo
Evaluación del Día: ¿Qué aprendiste hoy?

Jueves:
04-04

Asistencia/ Tiempo de Compartir
Tiempo De Aprender (compartir, repasar el alfabeto, sonidos fonéticos, conceptos de matemáticos, canto, y ejercicio)
Guía del Grupo de Lectura
Matemáticas: Medidas y Geometría
Recreo
Evaluación del Día: ¿Qué aprendiste hoy?

Viernes:
04-05

Asistencia/ Tiempo de Compartir
Tiempo De Aprender (compartir, repasar el alfabeto, calendario, rimas, conceptos de matemáticos, canto, y ejercicio)
Computadoras/ "Writing to Read"
Práctica de Escritura y Manuscrito: Escribe Oraciones
Guía del Grupo de Lectura
Recreo
Evaluación del Día: ¿Qué aprendiste hoy?



Homework Journal/Tarea Escolar #30

April 2 - 5

<p>Tuesday 04/02</p> <ol style="list-style-type: none"> Math Worksheet Orally review the sight words Read the story, "The Robin" on the next page 5 times 	<p>Wednesday 04/03</p> <ol style="list-style-type: none"> Orally review the sight words Read the story, "The Robin" on the next page 5 times 	<p>Thursday 04/04</p> <ol style="list-style-type: none"> Orally review the sight words Read the story, "The Robin" on the next page 5 times Copy the story, "The Robin" in your journal Draw illustrations for the story 	<p>Friday 04/05</p> <p>Homework Journal Due</p>
<p>Martes</p> <ol style="list-style-type: none"> Ejercicios de Matemáticas Continué el repaso de las palabras de vista. Lea la historia, "The Robin" en la siguiente página 5 veces 	<p>Miércoles</p> <ol style="list-style-type: none"> Continué el repaso de las palabras Lea la historia, "The Robin" en la siguiente página 5 veces 	<p>Jueves</p> <ol style="list-style-type: none"> Continué el repaso de las palabras Lea la historia, "The Robin" en la siguiente página.5 veces Escribe la historia "The Robin" en su libreta Dibuja ilustraciones para la historia 	<p>Viernes</p> <p>Entrega la Tarea</p>



Have your child copy and read the short story, "**The Robin**" in his/her homework journal and illustrate a picture for this story. Also, have your child read the sight words listed below daily. New words have been added. Continue helping your child complete the equations. **Please turn in the worksheets with the homework journal on Friday, April 5. Please review and sign your name on each assignment.**

*Ayúdele a su niño(a) a copiar y leer la pequeña historia, "**The Robin**", en la libreta y también haga un dibujo referente a la historia. Siga ayudando a su niño repasar las palabras de vista diariamente. Se han agregado nuevas palabras. Ayude a su niño completar los ejercicios de matemáticas. **Entrega la tarea este viernes, 5 de abril. Por favor revise y firme cada tarea.***

Sight Words/ Palabras de Vista

I	see	the	is	a	at	an	in
like	my	do	to	little	big	that	am
can	cat	dog	fish	it	and	on	ran
man	fan	van	pan	hat	sat	pig	sun
yellow	red	orange	purple	green	blue	brown	black
one	two	three	four	five	six	seven	eight
nine	ten	what	look	play	we	she	he
you	me	get	with	walk	yes	no	go
or	want	this	up	down	they	saw	said
ask	went	eat	has	come	be	have	had
Monday	Tuesday	Wednesday	Thursday	Friday	Saturday	Sunday	my
sick	turtle	egg	sea	sand	nest	his	her

The Robin

I look up in the big tree.

What do I see?

I see a robin!

She is brown and black.

She has a red chest.

She sits in her brown nest.


Look!

One, two, three, four!

I see four little eggs in her nest.

They are blue.

I like the robin.



**Mother Robin laid four blue eggs. Two eggs hatched.
How many eggs are left?**

Draw a picture of the mother robin and eggs.

**This is how I solved my math problem.
Write an equation for the math problem.**

Here is my answer in ten frames
