

School Hours:

Mon.-Thurs. Schedule

Core Day:

7:45 am – 2:15 pm

Think Together ASE

2:15 pm – 6:00 pm

Friday Schedule

Core Day:

7:45 am – 12:30 pm

Think Together ASE

12:30 pm – 6:00 pm

Family Newsletter No. 29 • March 25 – March 29, 2019

Ocean Life



This week, we will learn all about the ocean life and many of the wonderful creatures that live in the ocean!

Children will learn that a jellyfish is not a fish and a seahorse is indeed a fish!

discussions about sea mammals such as whales and dolphins and how they are different from fish. Get set for a fun filled week of discovery!

Children will have fun

Cesar Chavez Day Observed

No School April 1

Vida Oceánica



¡Esta semana, aprenderemos todo sobre la vida del océano y muchas de las maravillosas criaturas que viven en el océano!

que una medusa del mar no es un pez y un caballito de mar si es un pez!

marinos, como las ballenas y los delfines, y sobre cómo se diferencian de los peces. ¡Prepárate para una para una semana de descubrimiento llena de diversión

Los niños tendrán divertidos discusiones sobre mamíferos

¡Los niños aprenderán

Happy Birthday!

Aiden Guzman
3/25



March 25 – 29

Square Group: Chinaeme Onwuakor
Circle Group: Andrew Vastido Suazo



Upcoming Events

March 25 – Summer School Registration Continues!

April 1 – Cesar E. Chavez Day NO SCHOOL

April 12 - Easter Egg Hunt at PUENTE

April 15 - 19 – Spring Break NO SCHOOL

April 22 - Earth Day Activities

April 23 – Family Night 6:15 -7:00 p.m.
Kaiser Permanente Educational Theater Jay and E and the Zig Zag Sea!


April 26 – Arbor Day Activities

May 6 – 10 - Teacher Appreciation Week!

May 21 - 6:00 – 7:00 pm
2019 - 2020 Orientations with the Teachers

May 27 - Memorial Day NO SCHOOL

June 11 - End of Year Ceremony “Champions of Change”
Summer School



Every **STUDENT** can learn,
just not on the same day,
or in the same way.



Easter Egg Hunt! Plastic Eggs Needed!

The annual PUENTE Easter Egg Hunt will take place on **Thursday, April 12** in the children's garden and play area.

Families, we will need two dozen plastic Easter eggs for the egg hunt to be turned in beginning April 1! The plastic eggs may be filled with sealed candy, stickers, or erasers. Please secure with scotch tape around the diameter of the plastic egg. Also, write "KINDER" on your package.

¡Les pedimos a todas las familias que traigan 2 docenas de huevos de plástico para este evento empezando el 1 de abril! Los pueden rellenar con dulces envueltos, calcomanías o borradores. Por favor utilicen cinta adhesiva para asegurar el diámetro de los huevos. Por favor escriba "KINDER" en su paquete.

"Jay and E and the Zig Zag Sea" - Children's Theater Coming April 23



Don't miss out! Our next Family Night is scheduled for April 23 at 6:15 p.m. and will be presented by **Kaiser Permanente's Educational Children's Theatre Program.**

"J and E and the Zig Zag Sea" offers engaging live performances that are age appropriate for youngsters and families to help promote self-esteem and a love of reading!

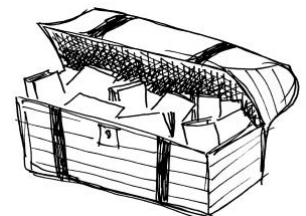
- Please turn off cell phones and refrain from talking during the performances.
- Please do not block the aisles.
- An adult should escort young children who become restless or begin to cry to the lobby area during the performance and return to the Multi-Purpose Room when they are ready.

Jay and E and the Zig Zag Sea - 23 de abril

*¡No se lo pierde! Nuestra próxima Junta Familiar será **martes, el 23 de abril** y será presentado por el **Programa de Teatro Educativo de Kaiser Permanente.***

El show "Jay and E and the Zigzag Sea" es parte de los esfuerzos de Kaiser Permanente para promover la autoestima y una alegría de lectura. El rendimiento ofrece presentaciones en vivo que son para la edad apropiada para jóvenes y familias.

- **Apaguen sus celulares y eviten hablar durante la presentación**
- **Por favor no obstruyan los pasillos**
- **En caso que algún niño comience a llorar, un adulto lo llevará al vestíbulo y podrán regresar en cuanto se sienta mejor**



Theme of the Week “ T h e O c e a n ”

- Monday:**
03-25
Attendance/Sharing Time
Circle Learning Time (shared reading time, alphabet review, phonics, calendar, and exercise)
Shared Reading
Computer Lab Activities/Writing to Read
Weekly Math Focus: Geometry, Fractions, and Measurement
Manuscript Writing Practice: Sentences
Phonics: Phonograms; Beginning and Ending Sounds (all week)
Discuss Ocean Habitats, Diet, and Physical Traits
Recess/Snack
Evaluation of Day: What did you learn today?
- Tuesday:**
03-26
Attendance/Sharing Time
Circle Learning Time (shared reading time, alphabet review, phonics, calendar, rhyming words, singing, poetry, and exercise)
Computer Lab Activities/Writing to Read
Reading Concepts Review
Manuscript Writing Practice: Sentences; Writing Workshop
Continue Discussing Monetary Values
End of Year Rehearsal
Evaluation of Day: What did you learn today?
- Wednesday:**
03-27
Attendance/Sharing Time
Circle Learning Time (shared reading time, alphabet review, phonics, calendar, rhyming words, singing, and exercise)
Computer Lab Activities/Writing to Read
Manuscript Writing Practice: Sentences; Writing Workshop
Recess/Snack
Evaluation of Day: What did you learn today?
- Thursday:**
03-28
Attendance/Sharing Time
Circle Learning Time (shared reading time, alphabet review, phonics, calendar, rhyming words, singing, and exercise)
Computer Lab Activities/Writing to Read
Manuscript Writing Practice: Sentences; Writing Workshop
Recess/Snack
Evaluation of Day: What did you learn today?
- Friday:**
03-29
Attendance/Sharing Time
Circle Learning Time (shared reading time, alphabet review, calendar, dramatics, rhyming words, singing, and exercise)
Computer Lab Activities/Writing to Read
Review Reading
Recess/Snack
Evaluation of Day: What did you learn today?



Tema Semanal “ E l M a r ”



Lunes:
03-25

Asistencia/ Tiempo de Compartir
Tiempo De Aprender (compartir, repasar el alfabeto, sonidos fonéticos, calendario, rimas, canto, y ejercicio)
Guía del Grupo de Lectura
Computadoras/ “Writing to Read”
Matemáticas: Medidas y Geometría
Práctica de Escritura y Manuscrito
Comienzo y Final de Los Sonidos
Aprendemos Sobre los Pescados
Recreo
Evaluación del Día: ¿Qué aprendiste hoy?

Martes:
03-26

Asistencia/ Tiempo de Compartir
Tiempo De Aprender (compartir, repasar el alfabeto, calendario, rimas, conceptos de matemáticas, canto, y ejercicio)
Computadoras/ “Writing to Read”
Guía del Grupo de Lectura
Práctica de la Escritura: Escribe Oraciones
Continúa Trabajando con las Monedas
Practica Para el Fin de Año
Evaluación del Día: ¿Qué aprendiste hoy?

Miércoles:
03-27

Asistencia/ Tiempo de Compartir
Tiempo De Aprender (compartir, repasar el alfabeto, calendario, sonidos, conceptos de matemáticos, canto, y ejercicio)
Computadoras/ “Writing to Read”
Práctica de la Escritura: Escribe Oraciones
Practica Para el Fin de Año
Evaluación del Día: ¿Qué aprendiste hoy?

Jueves:
03-28

Asistencia/ Tiempo de Compartir
Tiempo De Aprender (compartir, repasar el alfabeto, calendario, sonidos, conceptos de matemáticos, canto, y ejercicio)
Computadoras/ “Writing to Read”
Práctica de la Escritura: Escribe Oraciones
Practica Para el Fin de Año
Evaluación del Día: ¿Qué aprendiste hoy?

Viernes:
03-29

Asistencia/ Tiempo de Compartir
Tiempo De Aprender (compartir, repasar el alfabeto, sonidos rimas, conceptos matemáticos, canto, y ejercicio)
Computadoras/ “Writing to Read”
Práctica de Escritura: Escribe Oraciones
Evaluación del Día: ¿Qué aprendiste hoy?

TK Homework March 25- 29, 2019

Monday 03/25	Tuesday 03/26	Wednesday 03/27	Thursday 03/28	Friday 03/29
<ol style="list-style-type: none"> 1. Orally review the sight words 2. Read the story, "The Starfish" on the next page 5 times 	<ol style="list-style-type: none"> 1. Orally review the sight words 2. Read the story, "The Starfish" on the next page 5 times 3. Insect Activities 	<ol style="list-style-type: none"> 1. Orally review the sight words 1. Read the story on the next page, "The Starfish" 5 times 	<ol style="list-style-type: none"> 1. Orally review the sight words 2. Read the story, on the next page, "The Starfish" 5 times 3. Copy the story, "The Starfish" in your journal 4. Draw illustrations for the story 	<p style="font-size: 1.2em; font-weight: bold;">Homework Journal Due</p>
Lunes	Martes	Miércoles	Jueves	Viernes
<ol style="list-style-type: none"> 1. <i>Continué el repaso de las palabras de vista</i> 2. <i>Lea la historia, "The Starfish" 5 veces</i> 	<ol style="list-style-type: none"> 1. <i>Continué el repaso de las palabras de vista</i> 2. <i>Lea la historia, "The Starfish" 5 veces</i> 3. <i>Tarea de Insectos</i> 	<ol style="list-style-type: none"> 1. <i>Continué el repaso de las palabras</i> 2. <i>Lea la historia, "The Starfish" 5 veces</i> 	<ol style="list-style-type: none"> 1. <i>Continué el repaso de las palabras.</i> 2. <i>Lea la historia, "The Starfish" 5 veces</i> 3. <u>Escribe la historia, "The Starfish" en su libreta</u> 4. <u>Dibuja ilustraciones para la historia</u> 	<p style="font-size: 1.2em; font-weight: bold;">Entrega la Tarea</p>

Have your child copy and read the short story, "The Bug" in his/her homework journal and illustrate a picture for this story. Also, have your child read the sight words listed below daily. New words have been added. Help your child complete the addition and subtraction equations. **Please turn in the worksheets with the homework journal on Friday, March 29. Please review and sign your name on your child's assignments.**

*Ayúdele a su niño(a) a copiar y leer la pequeña historia, "The Bug" en la libreta y también haga un dibujo referente a la historia. Siga ayudando a su niño repasar las palabras de vista diariamente. Se han agregado nuevas palabras. Ayude a su niño completar los ejercicios de matemáticas de restar y sumar los números. **Entrega la tarea este viernes, 29 de marzo. Por favor revise y firme cada tarea que completa su niño(a).***

Sight Words/Palabras de Vista:

red	orange	yellow	blue	black	brown	mat
green	purple	l	see	the	is	big
a	cat	dog	in	like	my	little
an	fish	sun	look	at	go	eat
and	box	pig	hat	has	play	bug
to	for	bed	for	yes	no	grass
swim	one	two	three	four	five	six
hen	sit	bed	hat	nap	they	sea
has	arms					

“The Starfish”

**Look! I see a starfish!
It is little and brown.
It has five arms. It
lives in the sea. I like
starfish!**



I see three starfish. Each starfish has five arms.
How many arms do all the starfish have in together?

Draw a picture.

This is how I solved my math problem.

My answer is: _____

NAME: _____

Homework Journal/Tarea Escolar #29

March 25 – March 29

Monday 03/25	Tuesday 03/26	Wednesday 03/27	Thursday 03/28	Friday 03/29
<ol style="list-style-type: none"> Jellyfish Math Orally review the sight words. Read the story, "Jellyfish" on the next page 5 times. 	<ol style="list-style-type: none"> Orally review the sight words. Read the story, "Jellyfish" on the next page 5 times. 	<ol style="list-style-type: none"> Orally review the sight words. Read the story, "Jellyfish" on the next page 5 times. 	<ol style="list-style-type: none"> Orally review the sight words. Read the story, "Jellyfish" on the next page 5 times. Copy the story and draw illustrations 	Homework Journal Due
Lunes	Martes	Miércoles	Jueves	Viernes
<ol style="list-style-type: none"> Jellyfish Math Continué el repaso de las palabras de vista. Lea la historia, "Jellyfish" en la siguiente página 5 veces. 	<ol style="list-style-type: none"> Continué el repaso de las palabras de vista. Lea la historia, "Jellyfish" en la siguiente página 5 veces. 	<ol style="list-style-type: none"> Continué el repaso de las palabras de vista. Lea la historia, "Jellyfish" en la siguiente página 5 veces. 	<ol style="list-style-type: none"> Continué el repaso de las palabras. Lea la historia, "Jellyfish" 5 veces en la siguiente página Escribe la historia y dibuja ilustraciones. 	Entrega la Tarea

Have your child copy and read the short story, "**Jellyfish**" in his/her homework journal and illustrate a picture for this story. Also, have your child read the sight words listed below daily. New words have been added. Continue helping your child complete the subtraction equations. **Please turn in the worksheets with the homework journal on Friday, March 29. Please review and sign your name on each assignment.**

*Ayúdele a su niño(a) a copiar y leer la pequeña historia, "**Jellyfish**", en la libreta y también haga un dibujo referente a la historia. Siga ayudando a su niño(a) repasar las palabras de vista diariamente. Se han agregado nuevas palabras. Ayude a su niño(a) completar los ejercicios de matemáticas de restar los números. **Entrega la tarea este viernes, 29 de marzo. Por favor revise y firme cada tarea.***

Sight Words/ Palabras de Vista

I	see	the	is	a	at	an	in
like	my	do	to	little	big	that	am
can	cat	dog	fish	it	and	on	ran
man	fan	van	pan	hat	sat	pig	sun
yellow	red	orange	purple	green	blue	brown	black
one	two	three	four	five	six	seven	eight
nine	ten	what	look	play	we	she	he
you	me	get	with	walk	yes	no	go
or	want	this	up	down	they	saw	said
ask	went	eat	has	come	be	have	had
Monday	Tuesday	Wednesday	Thursday	Friday	Saturday	Sunday	nest
sick	turtle	egg	sea	sand	wet	swim	hot
was	water	arms	lots	cold			

They have lots of arms.


They swim in the sea.

A jellyfish is not a fish.

Jellyfish can live in hot or cold water.

Jellyfish eat fish eggs.

If you see a jellyfish, do not touch it! It can sting! Ouch!



Draw a picture.

This is how I solved my math problem.

My answer is: _____

NAME: _____