



Family Newsletter No. 27 • March 11 – 15, 2019

Let's Learn About Insects!



*Hurt no living thing:
 Ladybird, nor butterfly,
 Nor moth with dusty wing,
 Nor cricket chirping cheerily,
 Nor grasshopper so light of leap,
 Nor dancing gnat, nor beetle fat,
 Nor harmless worms that creep.*

Christina Rossetti

Young children are full of curiosity, enthusiasm, and energy. They bounce from one activity to another and are always full of questions. One of the favorite kindergarten themes of the year is insects.

Insects are cold blooded. They have an exoskeleton, which means that their skeleton is located outside of their bodies! (That's why we hear a crunchy sound

when we step on a roach!) Their body is divided into three main parts, the head, the thorax, and the abdomen. Insects also have six legs and most have wings.

Insects are considered a major food source for many animals. They are the largest animal group on our planet. Some insects are considered "good"

and some are considered "bad." Examples of some good insects are bees, ladybugs and butterflies. Insects that we don't want around, or bad insects, would be mosquitoes, roaches and flies, but even these pests are a good food source for animals such as birds. Your children will learn these important points and who knows, some may even grow up to be entomologists!

¡Aprendamos Sobre Los Insectos!



March 11 - 15

Circle Group:
 Marlene Ixcolin Sanchez
 Matthew Lopez

Square Group:
 Zoey Salazar

Los niños son llenos de curiosidad, de entusiasmo, y de energía. Cambian de una actividad a otra y siempre están llenos de preguntas. Uno de los temas preferidos en preescolar es cuando los niños estudien los insectos. Los insectos tienen sangre fría. ¡Tienen un "exoskeleton", que significa que su esqueleto es localizado afuera de sus cuerpos! (que es porque oímos un sonido cuando aplastamos una cucaracha)

El cuerpo se divide en tres porciones principales, la cabeza, el tórax, y el abdomen. Los insectos también tienen seis piernas y la mayoría tienen alas. Los insectos se consideran importantes para alimento para muchos animales. Ellos son el grupo de animal más grande en nuestro planeta.

Algunos insectos se consideran "buenos" y otros "malos". Los ejemplos de algunos

buenos insectos son abejas, mariquitas y mariposas. Los insectos que no deseamos alrededor, o los malos insectos, serían mosquitos, cucarachas y moscas, pero estos parásitos son un buen alimento para los animales como los pájaros.

¡Sus niños aprenderán estos puntos importantes y quién sabe, alguno puede crecer y ser un entomólogo!



Ms. Modi 3/10
Branden Garcia 3/15
Ms. Santana 3/16
Aiden Guzman 3/25

“Get



Moving with Dr. Moreno” **Tuesday, March 12**

Our next Family Night is scheduled for **Tuesday, March 12** at **6:15 p.m.** and will be hosted by Dr. Moreno, who also happens to be a Zumba instructor!

At the family meetings, which are held every month, parents are given important class information, updates and families participate in delightful literacy activities. Please join us for our meeting, “Get Moving - Health & Fitness” with Dr. Moreno for a Zumba filled fitness night and, if the mood strikes you, join your teachers and come dressed wearing your favorite exercise clothes or sweat suit! We encourage all parents and children to join their teachers and come dressed to exercise! Please don’t miss out on this special night!

***Don’t forget to bring a towel or yoga mat to sit on and get ready to exercise!**

“Muévase con Dr. Moreno”

Martes, 12 de Marzo

*¡Nuestra próxima Junta Familiar será el **martes, 12 de marzo** comenzando a las **6:15 p.m.** y será conducida por Dr. Moreno que también es una instructora de zumba!*

En las reuniones familiares, que se celebran cada mes, los padres reciben actualizaciones e información importante de la clase y las familias participan en actividades divertidas de lectura.

¡Acompáñenos para nuestra junta “Muévase con Dr. Moreno” que será una noche llena de salud y actividades divertidas! ¡Por favor venga vestido en sudaderas o ropa para hacer ejercicio! Padres y niños están invitados a venir vestidos para acompañar a sus maestros esa noche para hacer ejercicio. ¡Favor de no perderse esa noche especial!

***¡También traigan una toalla o estera de yoga para sentarse y preparase a ser ejercicio!**

Upcoming Events



March 11 – ELPAC Testing Continues

March 12 - 6:15 – 7:00 p.m. - Health & Fitness Family Night

**March 13 – LAPD Hollenbeck Pals Wednesday Soccer Lessons
(Last Class!)**

**March 20 - 8:00 am - Coffee with the Principal & Deans.
Discussion of NWEA Map Winter Results/ Data (LCAP)**

March 22 - 9:30 – 10:00 am - Environmental Defenders Rock the Planet School Assembly

April 12 - Easter Egg Hunt at PUENTE

**April 23 - 6:15 -7:00 p.m.
Kaiser Permanente Educational Theater Jay and E and the ZigZag Sea!**

May 6 – 10 - Teacher Appreciation Week!

May 21 - 6:00 – 7:00 pm 2019 - 2020 Orientations with the Teachers

June 11 - End of Year Ceremony “Champions of Change”

No School:

**Cesar E. Chavez Day – April 1
Spring Break – April 15 - 19**



Memorial Day - May 27

Theme of the Week - Insects



Monday:
03-11

Attendance/Sharing Time
Circle Learning Time (shared reading time, alphabet review, phonics, calendar, and exercise)
Shared Reading
Computer Lab Activities/Writing to Read
Weekly Math Focus: Tallies/Ten Frames/ Addition
Manuscript Writing Practice: Sentences
Discuss Insect Habitats, Diet, and Physical Traits
Phonics: Phonograms; Beginning and Ending Sounds (all week)
Performing Arts: End of Year Rehearsal Begins!
Evaluation of Day: What did you learn today?

Tuesday:
03-12

Attendance/Sharing Time
Circle Learning Time (shared reading time, alphabet review, phonics, calendar, rhymes, singing, and exercise)
Computer Lab Activities/Writing to Read
Reading Concepts Review
Phonics: Phonograms; Beginning and Ending Sounds
Manuscript Writing Practice: Sentences; Writing Workshop
Evaluation of Day: What did you learn today?

Wednesday:
03-13

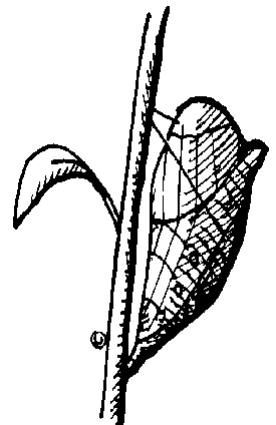
Attendance/Sharing Time
Circle Learning Time (shared reading time, alphabet review, phonics, calendar, rhyming words, singing, poetry, and exercise)
Computer Lab Activities/Writing to Read
Reading Concepts Review
Manuscript Writing Practice: Periods, Question Marks, and Exclamation Points
Continue Discussing Monetary Values
End of Year Rehearsal
Recess/Snack/Lunch
Evaluation of Day: What did you learn today?

Thursday:
03-14

Attendance/Sharing Time
Circle Learning Time (shared reading time, alphabet review, phonics, calendar, dramatics, rhyming words, singing, and exercise)
Computer Lab Activities/Writing to Read
Manuscript Writing Practice
End of Year Rehearsal Today!
Recess/Snack/Lunch
Evaluation of Day: What did you learn today?

Friday:
03-15

Attendance/Sharing Time
Circle Learning Time (shared reading time, alphabet review, calendar, dramatics, rhyming words, singing, and exercise)
Computer Lab Activities/Writing to Read
Review Reading
Manuscript Writing Practice





Rehersal/Snack/Lunch

Evaluation of Day: What did you learn today?

Tema de la Semana: Insectos



Lunes:
03-11

Asistencia/ Tiempo de Compartir
Tiempo De Aprender (compartir, repasar el alfabeto, sonidos fonéticos, calendario, rimas, canto, y ejercicios)
Lectura
Computadoras/“Writing to Read”
Matemáticas: Medidas y Geometría
Práctica de Escritura: Oraciones
Aprendamos Sobre los Insectos
Comienzo y Final de Los Sonidos
Evaluación del Día: ¿Qué aprendiste hoy?

Martes:
03-12

Asistencia/ Tiempo de Compartir
Tiempo De Aprender (compartir, repasar el alfabeto, calendario, rimas, conceptos de matemáticos, canto, y ejercicios)
Computadoras/ “Writing to Read”
Guía del Grupo de Lectura
Comienzo y Final de Los Sonidos
Practica/ Clase de Música
Evaluación del Día: ¿Qué aprendiste hoy?

Miércoles:
03-13

Asistencia/ Tiempo de Compartir
Tiempo De Aprender (compartir, repasar el alfabeto, calendario, rimas, conceptos de matemáticas, canto, y ejercicios)
Computadoras/ “Writing to Read”
Guía del Grupo de Lectura
Práctica de la Escritura y Manuscrito: Escribe Oraciones
Monedas
Practica Para la Ceremonia
Recreo
Evaluación del Día: ¿Qué aprendiste hoy?

Jueves:
03-14

Asistencia/ Tiempo de Compartir
Tiempo De Aprender (compartir, repasar el alfabeto, calendario, rimas, sonidos fonéticos, conceptos de matemáticos, canto, y ejercicios)
Computadoras/ “Writing to Read”
Practica Para la Ceremonia
Recreo
Evaluación del Día: ¿Qué aprendiste hoy?

Viernes:
03-15

Asistencia/ Tiempo de Compartir
Tiempo De Aprender (compartir, repasar el alfabeto, sonidos fonéticos, rimas, conceptos matemáticos, canto, y ejercicios)
Computadoras/“Writing to Read”
Lectura
Práctica de Escritura y Manuscrito: (repaso del alfabeto)
Practica/ Recreo
Evaluación del Día: ¿Qué aprendiste hoy?



give

yourself

Time

Homework Journal #27 • March 11 - 15

Monday 03/11	Tuesday 03/12	Wednesday 03/13	Thursday 03/14	Friday 03/15
<ol style="list-style-type: none"> 1. Practice writing numbers #0-35 2. Orally review the sight words 3. Read the story, "The Bug" on the next page 5 times 	<ol style="list-style-type: none"> 1. Orally review the sight words 2. Read the story, "The Bug Hut" on the next page 5 times 3. Design your own insect in the jar. 	<ol style="list-style-type: none"> 1. Orally review the sight words. 2. Read the story, on the next page, "The Bug Hut" 5 times 	<ol style="list-style-type: none"> 1. Orally review the sight words 2. Read the story, on "The Bug" 5 times 3. <u>Copy the story, "The Bug" in your journal</u> 4. <u>Draw illustrations for the story</u> 	<h2 style="margin: 0;">Homework Journal Due</h2>
<i>Lunes</i>	<i>Martes</i>	<i>Miércoles</i>	<i>Jueves</i>	<i>Viernes</i>
<ol style="list-style-type: none"> 1. <i>Escriba los números #0-35</i> 2. <i>Continué el repaso de las palabras de vista</i> 3. <i>Lea la historia, "The Bug" 5 veces</i> 	<ol style="list-style-type: none"> 1. <i>Continué el repaso de las palabras de vista</i> 2. <i>Lea la historia, "The Bug" 5 veces</i> 3. <i>Diseñe su propio insecto. Recuerda, un insecto tiene tres partes del cuerpo y seis patas.</i> 	<ol style="list-style-type: none"> 1. <i>Continué el repaso de las palabras</i> 2. <i>Lea la historia, "The Bug" 5 veces</i> 	<ol style="list-style-type: none"> 1. <i>Continué el repaso de las palabras.</i> 2. <i>Lea la historia, "The Bug" 5 veces</i> 3. <u><i>Escribe la historia, "The Bug" en su libreta</i></u> 4. <u><i>Dibuja ilustraciones para la historia</i></u> 	<h2 style="margin: 0;">Entrega la Tarea</h2>

Have your child copy and read the short story, "The Bug" in his/her homework journal and illustrate a picture for this story. Also, have your child read the sight words listed below daily. New words have been added. Help your child complete the addition and subtraction equations. **Please turn in the worksheets with the homework journal on Friday, March 15. Please review and sign your name on your child's assignments.**

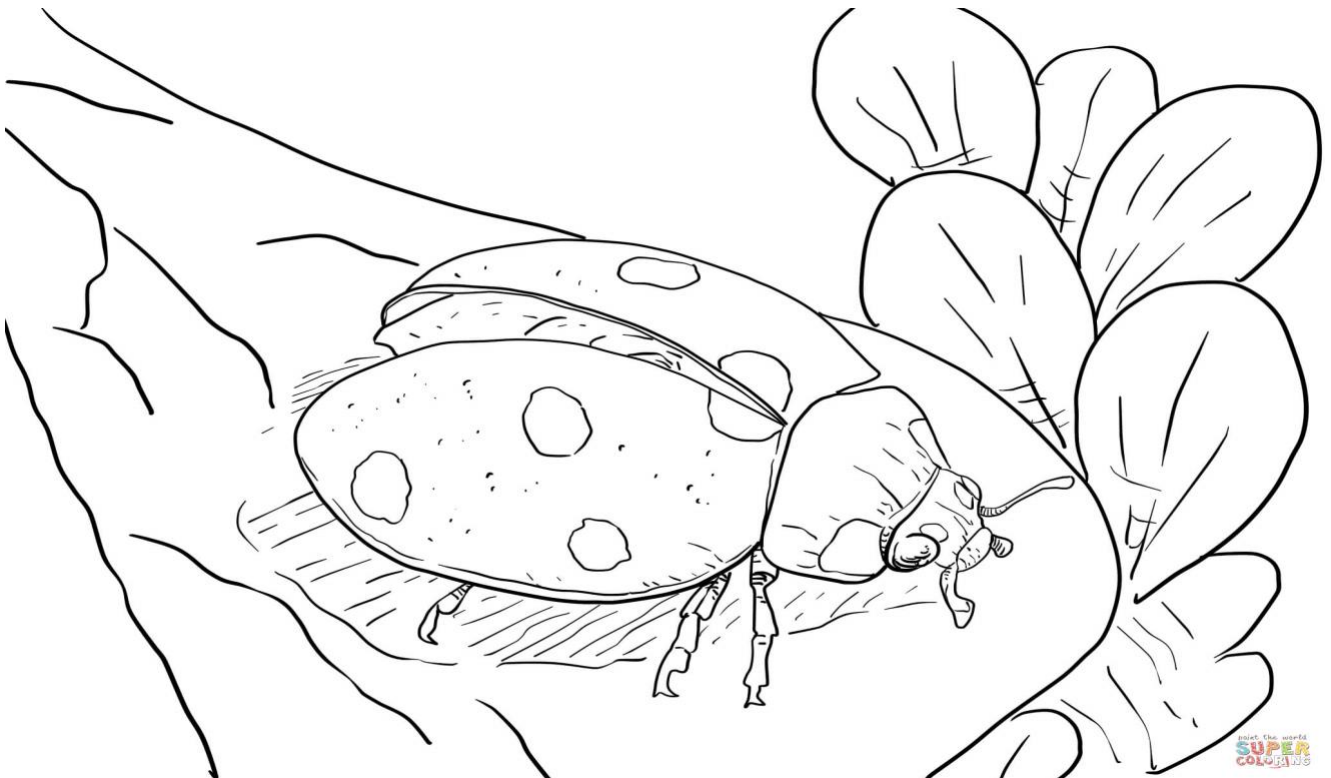
*Ayúdele a su niño(a) a copiar y leer la pequeña historia, "The Bug" en la libreta y también haga un dibujo referente a la historia. Siga ayudando a su niño repasar las palabras de vista diariamente. Se han agregado nuevas palabras. Ayude a su niño completar los ejercicios de matemáticas de restar y sumar los números. **Entrega la tarea este viernes, 15 de marzo. Por favor revise y firme cada tarea que completa su niño(a).***

Sight Words/ Palabras de Vista

I	see	the	is	a	at	an	in
like	my	do	to	little	big	that	am
can	cat	dog	fish	it	and	on	ran
man	fan	van	pan	hat	sat	pig	sun
yellow	red	orange	purple	green	blue	brown	black
one	two	three	four	five	six	seven	eight
nine	ten	what	look	play	we	she	he
you	me	get	with	walk	yes	no	go
or	want	this	up	down	they	saw	said
ask	went	eat	has	come	be	have	had
Monday	Tuesday	Wednesday	Thursday	Friday	Saturday	Sunday	nest
sick	turtle	egg	sea	sand	wet	swim	hot
was	work	seed	plant	tree	yard	help	hop
frog	pond	log	jump				

**Look! Can you see the bug
on the tree? The bug is red
and has black dots. It is a
ladybug!**

**The ladybug sits on a green
leaf. Look! The ladybug can
eat little bugs on the leaf.
The ladybug is a good bug. It
can eat the bad bugs that
make the plants sick. I like
ladybugs!**



TK Homework March 11- 15, 2019

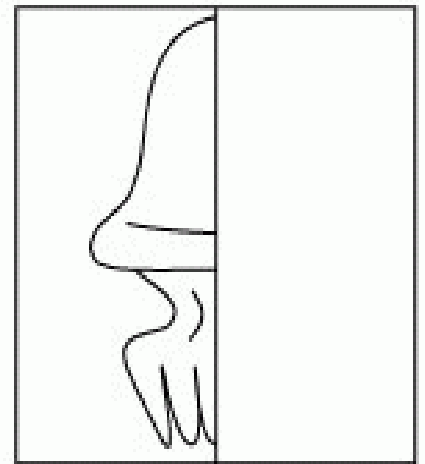
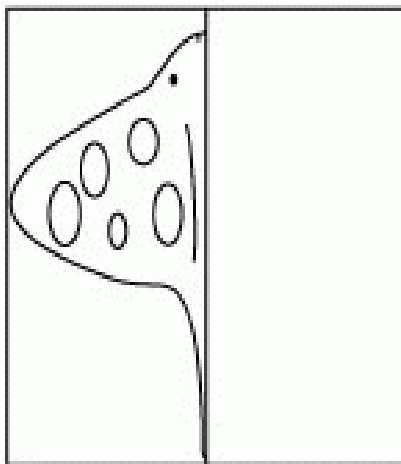
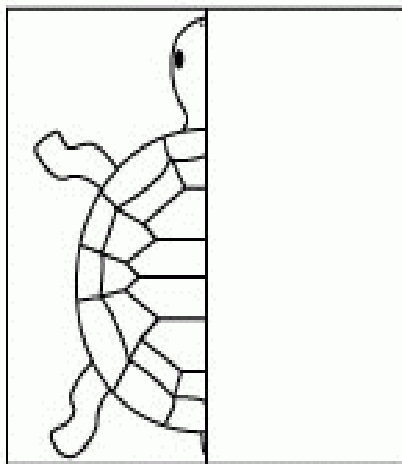
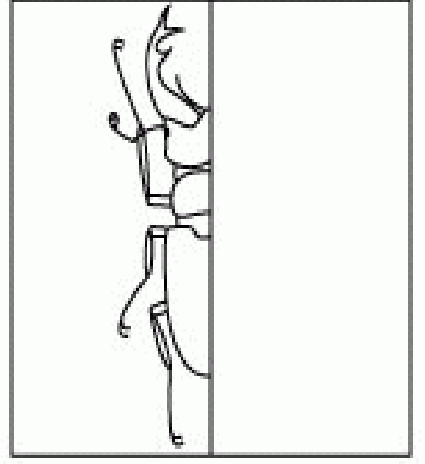

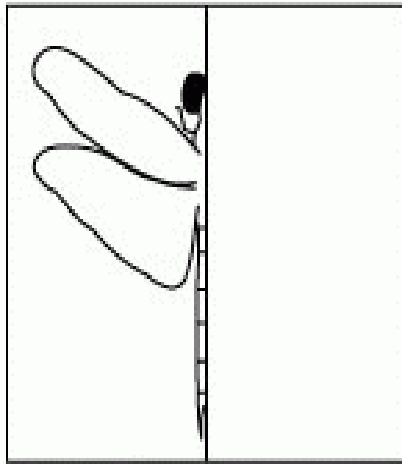
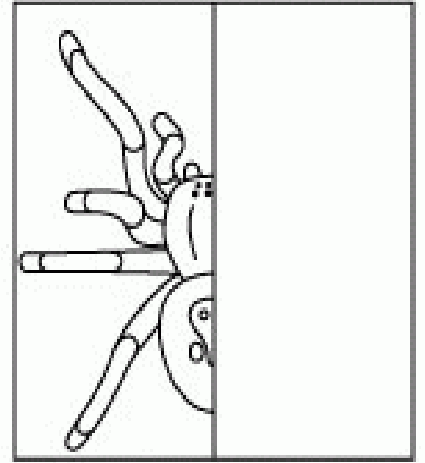
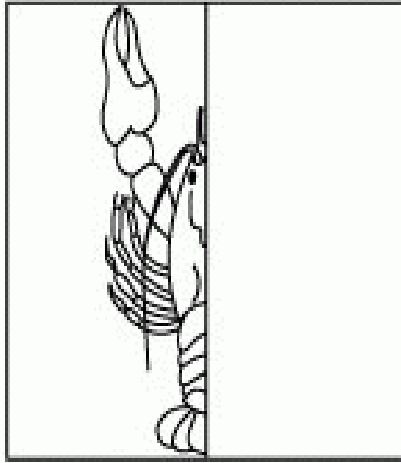

Monday 03/11	Tuesday 03/12	Wednesday 03/13	Thursday 03/14	Friday 03/15
1. Practice writing numbers #0-20 2. Orally review the sight words 3. Read the story, "The Bug" on the next page 5 times	1. Orally review the sight words 2. Read the story, "The Bug" on the next page 5 times 3. Insect Activities	1. Practice writing numbers #0-20 2. Orally review the sight words 3. Read the story on the next page, "The Bug" 5 times	1. Orally review the sight words 2. Read the story, on the next page, "The Bug" 5 times 3. Copy the story, "The Bug" in your journal 4. Draw illustrations for the story	Homework Journal Due
Lunes 03/11	Martes 03/12	Miércoles 03/13	Jueves 03/14	Viernes 03/15
1. <i>Escriba los números #0-20</i> 2. <i>Continué el repaso de las palabras de vista</i> 3. <i>Lea la historia, "The Bug" 5 veces</i>	1. <i>Continué el repaso de las palabras de vista</i> 2. <i>Lea la historia, "The Bug" 5 veces</i> 3. <i>Tarea de Insectos</i>	1. <i>Escriba los números #0-20</i> 2. <i>Continué el repaso de las palabras de vista</i> 3. <i>Lea la historia, "The Bug" 5 veces</i>	1. <i>Continué el repaso de las palabras.</i> 2. <i>Lea la historia, "The Bug" 5 veces</i> 3. <u>Escribe la historia, "The Bug" en su libreta</u> 4. <u>Dibuja ilustraciones para la historia</u>	Entrega la Tarea

Have your child copy and read the short story, "The Bug" in his/her homework journal and illustrate a picture for this story. Also, have your child read the sight words listed below daily. New words have been added. Help your child complete the addition and subtraction equations. **Please turn in the worksheets with the homework journal on Friday, March 15. Please review and sign your name on your child's assignments.**

*Ayúdele a su niño(a) a copiar y leer la pequeña historia, "The Bug" en la libreta y también haga un dibujo referente a la historia. Siga ayudando a su niño repasar las palabras de vista diariamente. Se han agregado nuevas palabras. Ayude a su niño completar los ejercicios de matemáticas de restar y sumar los números. **Entrega la tarea este viernes, 15 de marzo. Por favor revise y firme cada tarea que completa su niño(a).***


Sight Words/Palabras de Vista:

red	orange	yellow	blue	black	brown	mat
green	purple	l	see	the	is	big
a	cat	dog	in	like	my	little
an	fish	sun	look	at	go	eat
and	box	pig	hat	has	play	bug
to	for	bed	for	yes	no	grass
swim	one	two	three	four	five	six
hen	sit	bed	hat	nap	they	



“The Bug”

**Look! Look at the
bug. The bug is red
and has black dots.
It is a ladybug!
I like ladybugs!**



NAME: _____

Draw your own insect. Remember, an insect has three body parts and six legs. Put them in this jar. Create a habitat. Color.

Dibuja su propio insecto. Recuerda, un insecto tiene tres partes del cuerpo y seis patas. Ponlos en el tarro. Crear un hábitat.

