



501 South Boyle Ave. Los Angeles, CA 90033
(323) 780-2961 (323) 780-8900

Family Newsletter No. 26 • March 05 – March 09, 2018

Reptile Week Begins!

Get ready...this week your children will learn all about reptiles. Reptiles are animals that have no fur or hair. All reptiles are cold-blooded and all have scales or plates on their rough and dry bodies. Most animals in the

reptile family are very silent, while some have no voices at all. But there is one animal that can carry one of the loudest sounds...the great roar of a large crocodile!

We hope the children will enjoy learning about reptiles.



Happy Birthday!

Dr. Seuss
03/02

Raul Flores
03/02

Allison Perez-
Moreno
03/06

Valerie Ruiz
03/09

Ms. Santana
03/16

Amy Vargas
03/24

Jayden Alvarado
03/26

Travis Nakahiro
03/30

¡La Semana de los Reptiles Comienza!

Esta semana sus niños aprenderán todos sobre los reptiles. Los reptiles son los animales que no tienen piel o pelo.

Todos los reptiles tienen sangre fría y

escamas en sus cuerpos. La mayoría de los reptiles son silenciosos.

¡Pero hay un animal en este grupo que lleva uno de los sonidos

más fuertes... el gran cocodrilo!

Esperamos que los niños se diviertan aprendiendo acerca de los reptiles.

Daylight Savings Time Begins Soon!


Remember to move your clocks *forward* one hour on Sunday, March 11, at 2:00 a.m.


¡Tiempo de Ahorrar Luz del Día Empieza!

Recuerde mover sus relojes una hora adelante el domingo, 11 de marzo a las 2:00 a.m.



Parent/Teacher Conference Schedule

Child/Niño(a)	Time/Tiempo	Teacher/Maestro(a)
	TRIANGLE GROUP	
Abigail Hernandez-Espinoza	March 5 @ 2:45 pm	Mrs. Juarez
Allazae Garcia	March 5 @ 3:15 pm	Mrs. Juarez
Allison Perez	March 6 @ 2:30 pm	Mrs. Juarez
Amy Vargas	March 5 @ 2:45 pm	Mrs. Ortiz
Anthony Galeana	March 9 @ 1:15 pm	Mrs. Ortiz
TK: Anthony Rustrian	March 9 @12:45 pm	Mrs. Ortiz
April Torres	March 6 @ 3:15 pm	Mrs. Juarez
Benjamin Rivera	March 5 @ 2:30 pm	Mrs. Juarez
TK: Brenayah Martinez	March 8 @ 2:45 pm	Mrs. Juarez
Cielo Barragan	March 8 @ 3:00 pm	Mrs. Juarez
Damien Herrera	March 7 @ 2:45 pm	Mrs. Juarez
Elexsia Garcia	March 7 @ 3:15 pm	Mrs. Juarez
Erick Aguilar	March 12 @ 2:45 pm	Mrs. Juarez
Feather Martinez	March 8 @ 7:30 am RESCHEDULE	Mrs. Juarez
Hailey Perez	March 8 @ 3:15 pm	Mrs. Juarez
Hector Cisneros	March 9 @ 2:30 pm	Mrs. Juarez
Isabella Andrade	March 6 @ 2:30 pm	Mrs. Ortiz
Jackeline Perez	March 7 @ 2:45 pm	Mrs. Ortiz
Jacob Camacho	March 9 @ 2:00 pm	Mrs. Juarez
Jayden Alvarado	March 7 @ 3:00 pm	Mrs. Ortiz

TK: Jeremy Ramirez	March 9 @ 1:15 pm	<i>Mrs. Juarez</i>
Jimena Padilla	March 9 @ 2:15 pm	<i>Mrs. Juarez</i>
TK: Julianna Gonzalez	March 9 @ 1:45 pm	<i>Mrs. Juarez</i>
TK: Kaylee Munoz	March 9 @ 1:00 pm	<i>Mrs. Juarez</i>
TK: Levi Reyes	March 9 @ 1:00 pm	<i>Mrs. Ortiz</i>
TK: Mark Chocon	March 9 @ 3:00 pm	<i>Mrs. Juarez</i>
TK: Marlene Ixcolin	March 12 @ 3:00 pm	<i>Mrs. Juarez</i>
TK: Nathan Aguilar	March 9 @ 2:45 pm	<i>Mrs. Juarez</i>
Travis Nakahiro	March 9 @ 12:45 pm	<i>Mrs. Juarez</i>
Victoria Martinez	March 6 @ 2:45 pm	<i>Mrs. Juarez</i>
 CIRCLE GROUP		
Abril Rojas	March 13 @ 2:45 pm	<i>Mrs. Pinedo</i>
Aubrey Rodriguez	March 5 @ 3:15 pm	<i>Mrs. Cañas</i>
Brenda Ramirez	March 12 @ 2:45 pm	<i>Mrs. Cañas</i>
Brianna Ramirez	March 12 @ 3:00 pm	<i>Mrs. Cañas</i>
Carlos Guerrero	March 6 @ 2:30 pm	<i>Mrs. Cañas</i>
Christopher Ramirez	March 6 @ 3:15 pm	<i>Mrs. Cañas</i>
Damien Ibarra	March 9 @ 12:45 pm	<i>Mrs. Cañas</i>
Diego Cardiel	March 7 @ 3:00 pm	<i>Mrs. Cañas</i>
Evan Zamarripa	March 7 @ 3:15 pm	<i>Mrs. Cañas</i>
Gabriel Gonzalez	March 8 @ 3:15 pm	<i>Mrs. Cañas</i>
Genessis Acosta	March 14 @ 2:45 pm	<i>Mrs. Ortiz</i>
Hailey Jimenez	March 9 @ 1:45 pm	<i>Mrs. Ortiz</i>
Isabella Del Real	March 13 @ 2:45 pm	<i>Mrs. Ortiz</i>
Izabella Garza	March 8 @ 2:45 pm	<i>Mrs. Cañas</i>
Jack Soto	March 8 @ 3:00 pm	<i>Mrs. Ortiz</i>
Jayden Diaz	March 9 @ 1:15 pm	<i>Mrs. Cañas</i>
Karla Lima	March 13 @ 3:00 pm	<i>Mrs. Pinedo</i>
Mariabelen Basulto	March 9 @ 2:15 pm	<i>Mrs. Cañas</i>
Nicolas Castellanos	March 5 @ 2:30 pm	<i>Mrs. Pinedo</i>
Noah Puga-Flores	March 6 @ 2:30 pm	<i>Mrs. Pinedo</i>

Sara Larios	March 7 @ 2:45 pm	<i>Mrs. Cañas</i>
Sophia Villagomez	March 9 @ 1:45 pm	<i>Mrs. Cañas</i>
Sydney Ruiz	March 9 @ 2:00 pm	<i>Mrs. Cañas</i>
Zoey Salazar	March 5 @ 2:45 pm	<i>Mrs. Cañas</i>
██████ <i>RECTANGLE GROUP</i>		
Adeline Pacheco	March 5 @ 2:30 pm	<i>Mr. Yu</i>
Adrien Ramos	March 5 @ 2:45 pm	<i>Mr. Yu</i>
Albert De Anda	March 9 @ 2:45 pm	<i>Mr. Yu</i>
Cesar Lucio	March 7 @ 3:15 pm	<i>Mr. Yu</i>
Clyde Villa	March 5 @ 3:15 pm	<i>Mr. Yu</i>
Darleen Cintora	March 9 @ 1:45 pm	<i>Mr. Yu</i>
Joshua Hernandez	March 6 @ 3:15 pm	<i>Mr. Yu</i>
Julian Lopez	March 6 @ 2:45 pm	<i>Mrs. Ortiz</i>
Khloe Gaitan	March 7 @ 2:45 pm	<i>Mr. Yu</i>
Mason Castillo	March 9 @ 3:00 pm	<i>Mr. Yu</i>
Matteo Arvizu	March 7 @ 3:00 pm	<i>Mr. Yu</i>
Natalie Gutierrez	March 8 @ 3:00 pm	<i>Mrs. Pinedo</i>
Nico Gutierrez	March 5 @ 2:30 pm	<i>Mrs. Ortiz</i>
Nimsi Llanes	March 7 @ 2:45 pm	<i>Mrs. Pinedo</i>
Raul Flores	March 6 @ 2:45 pm	<i>Mrs. Pinedo</i>
Sammy Hernandez	March 8 @ 3:00 pm	<i>Mr. Yu</i>
Steven Perez	March 8 @ 3:15 pm	<i>Mr. Yu</i>
Valerie Ruiz	March 6 @ 2:30 pm	<i>Mr. Yu</i>
Victor Bermudez	March 6 @ 2:45 pm	<i>Mr. Yu</i>
Yaretzy Hernandez	March 9 @ 12:45 pm	<i>Mr. Yu</i>

Square Group

TK: Alejandro Santana	March 9 @ 12:45 pm	<i>Mrs. Pinedo</i>
TK: Alejandro Verdugo	March 8 @ 2:45 pm	<i>Mrs. Pinedo</i>
TK: Alexander Limas	March 9 @ 2:15 pm	<i>Mrs. Ortiz</i>
TK: Alexander Rosado	March 9 @ 1:00 pm	<i>Mr. Yu</i>
TK: Alexandra Oliveria	March 5 @ 2:45 pm	<i>Mrs. Pinedo</i>
TK: Alison Chita	March 8 @ 2:45 pm	<i>Mr. Yu</i>
TK: Alyssa Orozco	March 12 @ 3:00 pm	<i>Mr. Yu</i>
TK: Amanda Garcia	March 13 @ 3:00 pm	<i>Mrs. Ortiz</i>
TK: Angelie Flores	March 9 @ 2:30 pm	<i>Mrs. Cañas</i>
TK: Anthony Ortega	March 9 @ 1:00 pm	<i>Mrs. Pinedo</i>
TK: Bartholomew Miranda	March 9 @ 1:15 pm	<i>Mr. Yu</i>
TK: Chinaeme Onwuakor	March 8 @ 2:45 pm	<i>Mrs. Cañas</i>
TK: Daphne Venegas	March 9 @ 2:45 pm	<i>Mrs. Cañas</i>
TK: Derick Luna	March 9 @ 1:15 pm	<i>Mrs. Pinedo</i>
TK: Diego Cabrales	March 9 @ 2:00 pm	<i>Mrs. Ortiz</i>
TK: Emiliano Medina	March 9 @ 2:00 pm	<i>Mrs. Pinedo</i>
TK: Itzel Martinez	March 9 @ 1:45 pm	<i>Mrs. Pinedo</i>
TK: Joey Garcia	March 12 @ 2:45 pm	<i>Mrs. Pinedo</i>
TK: Katherine Rodea	March 8 @ 2:45 pm	<i>Mrs. Ortiz</i>
TK: Layla Sanchez	March 9 @ 3:00 pm	<i>Mrs. Cañas</i>
TK: Lia Gonzales	March 6 @ 2:45 pm	<i>Mrs. Cañas</i>
TK: Lucas Cabral	March 9 @ 2:00 pm	<i>Mr. Yu</i>
TK: Lucille Hernandez	March 9 @ 2:15 pm	<i>Mr. Yu</i>
TK: Mason Luevano	March 7 @ 3:00 pm	<i>Mrs. Pinedo</i>
TK: Matthew Lopez	March 5 @ 2:30 pm	<i>Mrs. Cañas</i>
TK: Max Perez	March 9 @ 1:00 pm	<i>Mrs. Cañas</i>
TK: Nicholas Hernandez	March 9 @ 2:30 pm	<i>Mr. Yu</i>
TK: Roberto Torres III	March 12 @ 2:45 pm	<i>Mr. Yu</i>



Upcoming Events



Meetings/Events

March 13 6:15 – 7:00 pm
SPRINGTACULAR Family Night!

March 22 10:00 – 11:30 am (Friday)
Spring Social/Easter Egg Hunt &
Nature Walk at the Hollenbeck Palms Garden
(Located next door to PUENTE)

April 17 6:15 -7:00 pm
Folklorico Performance Family Night!

June 11 6:00 – 7:30 pm
End of Year Ceremony – “Wild About Learning”

No School:

Spring Break – March 26 - 30

Cesar E. Chavez Day – April 2

Memorial Day- May 28

Pupil Free Day – June 8

✍️ Notes to Parents ✍️

The annual PUENTE/Hollenbeck Palms Easter Egg Hunt will take place on **Thursday, March 22**. After the children visit the senior residents at Hollenbeck Palms, they will have their egg hunt in their beautiful garden. Children will eat their lunch at the Hollenbeck Palms and go for a Nature Walk on the garden grounds. Kids will return to class and continue with their regular schedule after the spring event. Hollenbeck Palms is located next door to PUENTE's school campus.

Families, we will need two dozen plastic Easter eggs for the egg hunt to be turned in beginning March 2! The plastic eggs may be filled with sealed candy, stickers, or erasers. Please secure with scotch tape around the diameter of the plastic egg.

The Hollenbeck Palms will provide a treat for the children. You may send your child with a tote bag (they work better than a basket!) to carry their eggs. Please write your child's name on his or her belongings. Thank you!

¡Búsqueda de Huevos de Pascua!

*Hemos sido invitados a la casa de ancianos "Hollenbeck Palms" para la "Búsqueda de Huevos de Pascua Anual en el hermoso jardín situado en la casa residencial Hollenbeck Palms al lado de PUENTE el **jueves 22 de marzo**. Los niños tendrán su almuerzo al lado y luego visitarán el hermoso jardín después de la búsqueda de huevos. Hollenbeck Palms les ofrecerá refrescos y galletas a los niños. Los niños regresarán a sus clases a continuar con sus estudios después de la visita. Hollenbeck Palms se encuentra justo al lado de la escuela PUENTE.*

¡Les pedimos a todas las familias que traigan 2 docenas de huevos de plástico para este evento! Por favor de rellenar los huevos con dulces envueltos, calcomanías o borradores. Por favor utilicen cinta adhesiva para asegurar el diámetro de los huevos.

Usted puede enviar a su hijo/a con un bolso de mano. Por favor escriba el nombre de su hijo o hija sobre sus pertenencias. ¡Gracias!



Theme of the Week "Reptiles"



Monday:
03-05

Attendance/Sharing Time
Circle Learning Time (shared reading time, alphabet review, phonics, calendar, and exercise)
Computer Lab Activities/Writing to Read
Shared Reading
Manuscript Writing Practice: Sentences
Phonics: Phonograms; Beginning and Ending Sounds (all week)
Weekly Math Group Focus: Geometry, Fractions, and Measurement
Reptile Discussion: Features, Characteristics, Habitats, Diet
Recess/Lunch
Evaluation of Day: What did you learn today?

Tuesday:
03-06

Attendance/Sharing Time
Circle Learning Time (shared reading time, alphabet review, phonics, calendar, rhymes, singing, and exercise)
Computer Lab Activities/Writing to Read
Reading Concepts Review
Performing Arts
Phonics: Phonograms; Beginning and Ending Sounds
Manuscript Writing Practice: Sentences; Writing Workshop
Evaluation of Day: What did you learn today?

Wednesday:
03-07

Attendance/Sharing Time
Circle Learning Time (shared reading time, alphabet review, calendar, dramatics, rhyming words, mammal review and exercise)
Computer Lab Activities/Writing to Read
Manuscript Writing Practice: Sentences; Writing Workshop
Continue Discussing Monetary Values
Recess/Lunch
Evaluation of Day: What did you learn today?

Thursday:
03-08

Attendance/Sharing Time
Circle Learning Time (shared reading time, alphabet review, phonics, calendar, dramatics, rhyming words, singing, and exercise)
Computer Lab Activities/Writing to Read
Manuscript Writing Practice: Punctuation
Shared Reading
Video: There's an Alligator under My Bed
Recess/Lunch
Evaluation of Day: What did you learn today?

Friday:
03-09

Attendance/Sharing Time
Circle Learning Time (shared reading time, alphabet review, phonics, calendar, dramatics, rhyming words, singing, and exercise)
Computer Lab Activities/Writing to Read
Manuscript Writing Practice: Periods, Question Marks, and Exclamation Points
Shared Reading
Recess/Lunch
Evaluation of Day: What did you learn today?

"Reptiles"



Lunes:
03-05

Asistencia/ Tiempo de Compartir
Tiempo De Aprender (compartir, repasar el alfabeto, sonidos, calendario, rimas, canto, y ejercicio)
Lectura
Computadoras/"Writing to Read"
Matemáticas: Medidas y Geometría
Práctica de Escritura: Escribe Oraciones
Comienzo y Final de Los Sonidos
Recreo/Almuerzo
Evaluación del Día: ¿Qué aprendiste hoy?

Martes:
03-06

Asistencia/ Tiempo de Compartir
Tiempo De Aprender (compartir, repasar el alfabeto, calendario, rimas, conceptos de matemáticos, canto, y ejercicio)
Práctica de Escritura y Manuscrito: Escribe Oraciones
Guía del Grupo de Lectura
Computadoras/ "Writing to Read"
Clase de Artes Escénicas
Recreo/Almuerzo
Evaluación del Día: ¿Qué aprendiste hoy?

Miércoles:
03-07

Asistencia/ Tiempo de Compartir
Tiempo De Aprender (compartir, repasar el alfabeto, calendario, rimas, conceptos de matemáticas, canto, y ejercicio)
Guía del Grupo de Lectura
Computadoras/ "Writing to Read"
Práctica de la Escritura: Escribe Oraciones
Recreo/Almuerzo
Evaluación del Día: ¿Qué aprendiste hoy?

Jueves:
03-08

Asistencia/ Tiempo de Compartir
Tiempo De Aprender (compartir, repasar el alfabeto, calendario, rimas, sonidos, conceptos de matemáticos, canto, y ejercicio)
Cuento del Grupo
Computadoras/ "Writing to Read"
Práctica de Escritura: Oraciones
Recreo/Almuerzo
Evaluación del Día: ¿Qué aprendiste hoy?

Viernes:
03-09

Asistencia/ Tiempo de Compartir
Tiempo De Aprender (compartir, repasar el alfabeto, calendario, rimas, sonidos, conceptos de matemáticos, canto, y ejercicio)
Cuento del Grupo
Computadoras/ "Writing to Read"
Práctica de Escritura: Oraciones
Video: Hay un Crocodilo Debajo de mi Cama
Evaluación del Día: ¿Qué aprendiste hoy?

CONTINUING TK Homework Journal #26

Monday 03/05	Tuesday 03/06	Wednesday 03/07	Thursday 03/08	Friday 03/09
<p>Homework Journal Assignment</p> <ol style="list-style-type: none"> 1. Orally review the sight words. 2. Orally review alphabet. 3. Read the story, "The Green Snake" on the next page 5 times. 4. Practice writing numbers #0-25. 	<p>Homework Journal Assignment</p> <ol style="list-style-type: none"> 1. Addition Worksheet. 2. Orally review the sight words & alphabet. 3. Read the story, "The Green Snake" on the next page 5 times. 	<p>Homework Journal Assignment</p> <ol style="list-style-type: none"> 1. Orally review the sight words & alphabet. 2. Read the story, "The Green Snake" on the next page 5 times. 3. Write the story "The Green Snake" on the next page in your journal. Illustrate 	<p>Homework Journal Assignment</p> <ol style="list-style-type: none"> 1. Snake & Paste 2. Read the story, "The Green Snake" on the next page 5 times. 	<p>Turn in your Homework Journal Today</p>
<p>Tarea Diaria</p> <ol style="list-style-type: none"> 1. Continué el repaso de las palabras de vista. 2. Recitar el alfabeto. 3. Lea la historia, "The Green Snake" en la siguiente página 5 veces. 4. Escriba los números #0-25. 	<p>Tarea Diaria</p> <ol style="list-style-type: none"> 1. Ejercicios de Numeros. 2. Continué el repaso de las palabras de vista y el alfabeto. 3. Lea la historia, "Red the Hen" en la siguiente página 5 veces. 	<p>Tarea Diaria</p> <ol style="list-style-type: none"> 1. Continué el repaso de las palabras de vista y el alfabeto. 2. Lea la historia, "The Green Snake" en la siguiente página 5 veces. 3. Escribe la historia, "The Green Snake" timen su libreta. Incluye una ilustración. 	<p>Tarea Diaria</p> <ol style="list-style-type: none"> 1. Cortar y Pegar 2. Lea la historia, "The Green Snake" en la siguiente página 5 veces. 	<p>Entrega la Tarea Hoy.</p>

Help your child learn to read! The most commonly used words in English follow few spelling or pronunciation rules and cause children great difficulty when they are beginning to read. If you help your child master these words and know them "by sight", then s/he will be able to focus on the more important content words. Reading will be more interesting and more enjoyable as a result! Please help your child practice his/her sight word list on a daily basis. It will make a dramatic difference as s/he begins to read.

¡Ayude a su niño a leer! Las "Palabras de Vista" son las palabras que se usan más en inglés. Estas palabras siguen pocas reglas de la pronunciación y son causa de gran dificultad para los niños cuando están comenzando a leer. Si usted ayuda a su niño con estas palabras, entonces su niño o niña podrá centrarse en las palabras más importantes. ¡La lectura será más agradable como resultado! Ayude, por favor, a su niño a practicar esta lista de palabras sobre una base diaria. Esto hará una gran diferencia mientras el/ella comienzan a leer.

Sight Words/Palabras de Vista:

red	orange	yellow	blue	black	brown
green	purple	l	see	the	is
a	cat	dog	in	like	my
an	fish	sun	look	at	go
and	box	pig	hat	has	play
to	for	bed	for	yes	no
swim	one	two	three	four	five
snake	sun	green			

Name: _____

“The Green Snake”

TK Homework

Use this story to complete assignments.
Usa esta historia para completar la tarea.

Look!


The snake is green!

The snake is big!

The snake likes the yellow sun.

Look at the big, green snake!


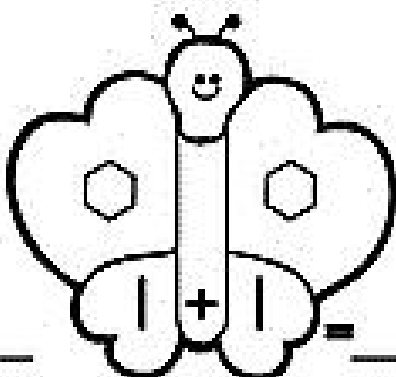

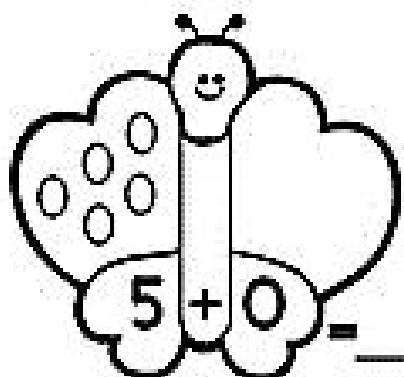
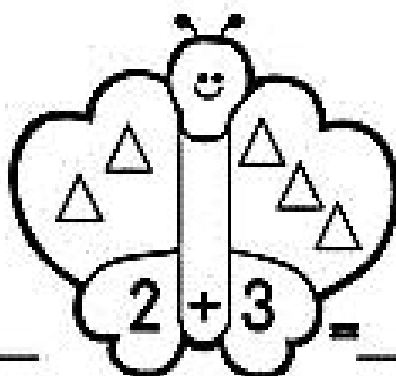
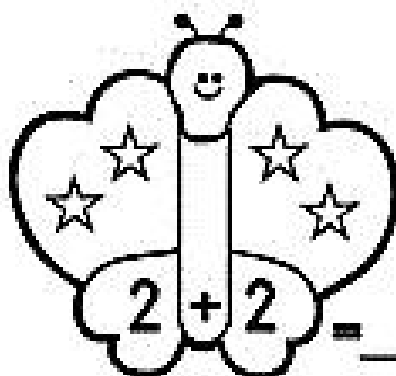

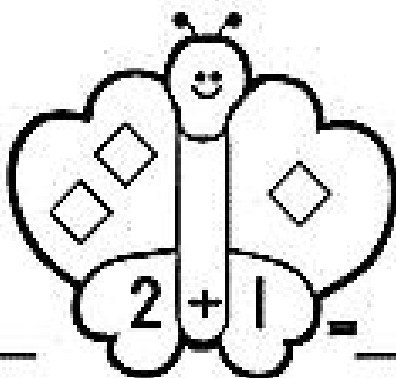
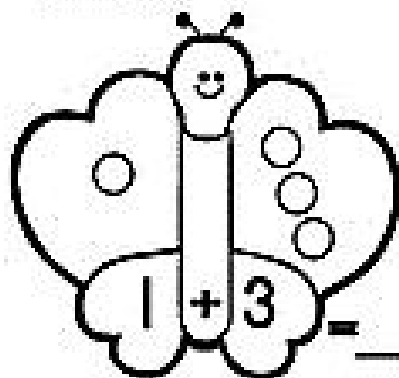

Go, snake, go!




Hearts Aflutter

Add.

Write the sum.





TRADITIONAL KINDERGARTEN Homework Journal #26

Monday 03/05	Tuesday 03/06	Wednesday 03/07	Thursday 03/08	Friday 03/09
<ol style="list-style-type: none"> 1. Practice writing numbers #0-35. 2. Orally review the sight words. 3. Read the story, "Sea Turtle" on the next page 5 times. 	<ol style="list-style-type: none"> 1. Orally review the sight words. 2. Read the story, "Sea Turtle" on the next page 5 times. 3. <u>Copy the story, "Sea Turtle" in your journal</u> 	<ol style="list-style-type: none"> 1. Orally review the sight words. 2. Read the story, "Sea Turtle" on the next page 5 times. 3. Draw illustrations for the story. 	<ol style="list-style-type: none"> 1. Base 10 Addition Worksheets. 2. Read the story, "Sea Turtle" on the next page 5 times. 	Homework Journal Due
Lunes 03/05	Martes 03/06	Miércoles 03/07	Jueves 03/08	Viernes 03/09
<ol style="list-style-type: none"> 1. <i>Escriba los números #0-35</i> 2. <i>Continué el repaso de las palabras de vista.</i> 3. <i>Lea la historia, "Sea Turtle" 5 veces.</i> 	<ol style="list-style-type: none"> 1. <i>Continué el repaso de las palabras.</i> 2. <i>Lea la historia, "Sea Turtle" 5 veces.</i> 3. <u><i>Escribe la historia "Sea Turtle" en su libreta.</i></u> 	<ol style="list-style-type: none"> 1. <i>Continué el repaso de las palabras.</i> 2. <i>Lea la historia, "Sea Turtle" 5 veces.</i> 3. <i>Dibuja ilustraciones para la historia.</i> 	<ol style="list-style-type: none"> 1. <i>Ejercicios de Matemáticas -Sumas de Números.</i> 2. <i>Lea la historia, "Sea Turtle" 5 veces</i> 	Entrega la Tarea

Have your child copy and read the short story, "Sea Turtle" in his/her homework journal and illustrate a picture for this story. Also, have your child read the sight words listed below daily. New words have been added. Continue helping your child complete the addition equations. **Please turn in the worksheets with the homework journal on Friday, March 09. Please review and sign your name on each assignment.**

*Ayúdele a su niño(a) a copiar y leer la pequeña historia, "Sea Turtle", en la libreta y también haga un dibujo referente a la historia. Sigue ayudando a su niño repasar las palabras de vista diariamente. Se han agregado nuevas palabras. Ayude a su niño completar los ejercicios de matemáticas, sumas de números. **Entrega la tarea con la libreta este viernes, 09 de marzo. Por favor revise y firme cada tarea.***

SightWords/ Palabras de Vista

I	see	the	is	a	at	an	in
like	my	do	to	little	big	that	am
can	cat	dog	fish	it	and	on	ran
man	fan	van	pan	hat	sat	pig	sun
yellow	red	orange	purple	green	blue	brown	black
one	two	three	four	five	six	seven	eight
nine	ten	what	look	play	we	she	he
you	me	get	with	walk	yes	no	go
or	want	this	up	down	they	saw	said
ask	went	eat	has	come	be	have	had
Monday	Tuesday	Wednesday	Thursday	Friday	Saturday	Sunday	
sick	turtle	egg	sea	sand			

We go to the blue sea.

It is so big.

We play in the brown sand.

We sit in the yellow sun.

Look!

What is that in the sand?


It is a green sea turtle!

The sea turtle digs and digs.

Look!

I see eggs! Lots of eggs!

The sea turtle went in the sea.



Name: _____

TRADITIONAL KINDERGARTEN



$3 + 2 = \underline{\quad}$

$2 + 0 = \underline{\quad}$

$0 + 4 = \underline{\quad}$

$2 + 2 = \underline{\quad}$

$1 + 1 = \underline{\quad}$

$5 + 0 = \underline{\quad}$

$2 + 1 = \underline{\quad}$

$2 + 3 = \underline{\quad}$

$0 + 3 = \underline{\quad}$

$1 + 2 = \underline{\quad}$

$4 + 1 = \underline{\quad}$

$3 + 0 = \underline{\quad}$

$1 + 4 = \underline{\quad}$

$0 + 5 = \underline{\quad}$

$1 + 0 = \underline{\quad}$

$3 + 1 = \underline{\quad}$

$4 + 0 = \underline{\quad}$


$0 + 2 = \underline{\quad}$

$0 + 1 = \underline{\quad}$


$1 + 3 = \underline{\quad}$

Making 10!


Count how many more to make 10.
Write the number to make 10.




$$4 + \square = 10$$





$$7 + \square = 10$$




$$3 + \square = 10$$




$$6 + \square = 10$$



$$5 + \square = 10$$




$$9 + \square = 10$$



$$2 + \square = 10$$



$$8 + \square = 10$$





Don't forget to
write your name on
your snake!

Alphabet Snake

